


What if a price included a lot of added value?




Illustrated Price List
January 2024 - USA



...wedi®

What is wedi?



- 01 wedi closed-cell XPS foam core for waterproofing and lightweight handling
- 02 embedded mesh reinforcement for highest tile backing strength
- 03 wedi cement resin coating for highest bond strength to tile adhesives
- 04 wedi® Joint Sealant: waterproofing and reinforcement of seams with no build up
- 05 factory integrated and waterproof wedi Fundo® Click and Seal® technology

wedi, pronounced “vee-dee,” is a company belonging to the Ardex group of companies that offers 40 years of experience as your specialist, and partner, in premium 100% waterproof and mold-proof, directly-tileable building panels, and customizable shower systems. The simple nature of the system helps prepare tiled showers faster than possible with other methods because it includes relatively few parts and pieces, and is easy to understand and assemble. This helps to create a more consistent installation that reduces the likelihood of error, and is fully backed by a manufacturer’s warranty.

wedi Corporate Office Phone 847-357-9815 1160 Pierson Drive www.wedicorp.com
E-Mail info@wedicorp.com Batavia, IL 60510

1/03/24 Version

Contents:

01	Step 1: Choose a shower base	4	wedi Fundo® Shower Bases
02	Step 2: Choose building panels	5	wedi Fundo® Curbless Shower Bases
03	Step 3: Choose prefabricated modules and design upgrades	6	wedi Fundo® Linear Shower Bases
04	Step 4: Choose installation accessories	6	wedi Fundo® Linear Shower Modules & Extensions
05	Step 5: Choose premium finishing upgrades	7	wedi® Building Panels
06	Kits	7	wedi® Vapor 85 Buidling Panels
		8	wedi® Shower Extensions
		8	wedi® Shower Ramp
		9	wedi® Shower Seats & Benches
		10	wedi® Shower Curbs & Curb Covers
		11	wedi® Shower Niches
		12	wedi® Joint Sealant
		12	wedi® Sealant 620
		13	Sealant Accessories
		13	wedi® Subliner Dry
		14	Subliner Dry Accessories
		14	wedi® Fasteners
		15	wedi® Curbless Shower Recess Kit
		15	wedi Fundo® Click and Seal® Drain
		15	Drain Replacement Parts
		16	wedi® Drain Covers
		18	wedi® Linear Drain Covers
		19	wedi® Shower Niche Shelves
		20	wedi® Shower Kit
		21	wedi® Curbless Shower Kit
		21	wedi® Linear Shower Kit
		22	wedi® Building Panel Kits

IN STOCK

Items in stock

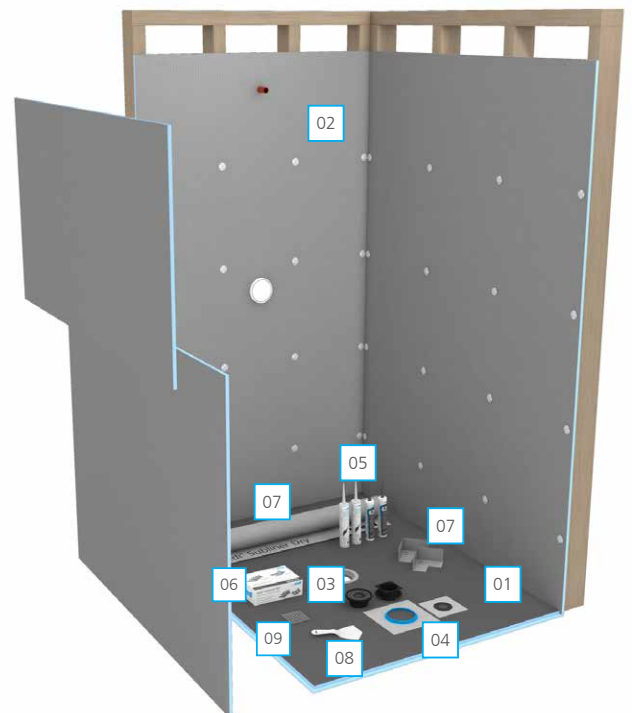
SPECIAL ORDER

Available to order direct from Wedi
Additional S&H Fees

wedi Shower System Components:

- 01 wedi® Shower Bases (available in curbed, curbless, or linear styles)
- 02 wedi® Building Panels (available in a variety of sizes)
- 03 wedi Fundo® Click and Seal® Drain Kit
- 04 wedi® Mixing Valve Seal & wedi® Pipe Seal
- 05 wedi® Joint Sealant or wedi® Sealant 620 (for curbless showers)
- 06 wedi® Fastener Kit
- 07 wedi® Subliner Dry, wedi® Subliner Dry Inside Corner, wedi® Subliner Dry Outside Corner (for curbless showers)
- 08 wedi® Corner Putty Knife
- 09 wedi® Drain Cover

Needed components will vary by shower style. Pictured shower elements create a wedi Fundo® Curbless Shower. Prefabricated modules, such as seats, benches, niches, curbs and ramps are optional, and can be added a la carte.



Product Order Information

i Retail Price column reflects suggested per piece/unit retail pricing in USD.

Shower Bases

wedi Fundo® Shower Base ■ Waterproofing system for tiled shower floors with center or off-center point drain

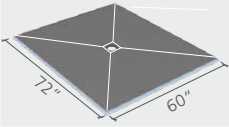
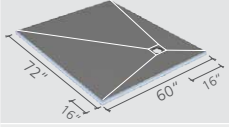
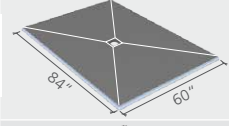
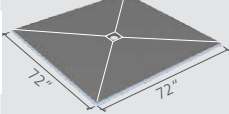
	Drain Location	Dimensions	Unit	Item #	Retail Price	Retail Price ft ²	
IN STOCK		Center Drain	36 in. x 36 in.	1 pc	US9100001	\$450.00	\$50.00
IN STOCK		Center Drain	36 in. x 48 in.	1 pc	US9100002	\$600.00	\$50.00
IN STOCK		Center Drain	36 in. x 60 in.	1 pc	US9100004	\$750.00	\$50.00
IN STOCK		Off-Center Drain	36 in. x 72 in.	1 pc	US9100005	\$900.00	\$50.00
IN STOCK		Center Drain	36 in. x 72 in.	1 pc	US9100006	\$900.00	\$50.00
		Center Drain	42 in. x 42 in.	1 pc	US9100017	\$612.50	\$50.00
		Center Drain	42 in. x 60 in.	1 pc	US9100007	\$875.00	\$50.00
		Center Drain	42 in. x 72 in.	1 pc	US9100008	\$1,050.00	\$50.00
IN STOCK		Center Drain	48 in. x 48 in.	1 pc	US9100003	\$800.00	\$50.00
IN STOCK		Center Drain	48 in. x 60 in.	1 pc	US9100009	\$1,000.00	\$50.00
IN STOCK		Center Drain	48 in. x 72 in.	1 pc	US9100010	\$1,200.00	\$50.00
IN STOCK		Center Drain	48 in. x 84 in.	1 pc	US9100014	\$1,400.00	\$50.00
IN STOCK		Center Drain	60 in. x 60 in.	1 pc	US9100011	\$1,250.00	\$50.00

i wedi® Fundo Click and Seal® Drain Kit is included with each shower base. **Drain covers are sold separately.**
Shower bases made in Germany.

i Retail Price column reflects suggested per piece/unit retail pricing in USD.

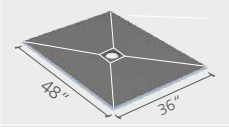
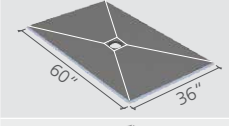
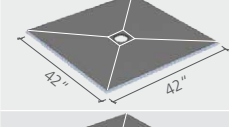
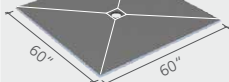
Shower Bases

wedi Fundo® Shower Base ■ Continued

	Drain Location	Dimensions	Unit	Item #	Retail Price	Retail Price ft ²	
IN STOCK		Center Drain	60 in. x 72 in.	1 pc	US9100012	\$1,500.00	\$50.00
		Corner, Off-center	60 in. x 72 in.	1 pc	US9100013	\$1,500.00	\$50.00
IN STOCK		Center Drain	60 in. x 84 in.	1 pc	US9100015	\$1,750.00	\$50.00
IN STOCK		Center Drain	72 in. x 72 in.	1 pc	US9100016	\$1,800.00	\$50.00

i wedi® Fundo Click and Seal® Drain Kit is included with each shower base. **Drain covers are sold separately.**
Shower bases made in Germany.

wedi Fundo® Curbless Shower Base ■ Waterproofing system for tiled curbless shower floors with point drain

	Drain Location	Dimensions	Unit	Item #	Retail Price	Retail Price ft ²	
IN STOCK		Center Drain	36 in. x 48 in.	1 pc	US9200001	\$744.00	\$62.00
IN STOCK		Center Drain	36 in. x 60 in.	1 pc	US9200003	\$930.00	\$62.00
		Center Drain	42 in. x 42 in.	1 pc	US9200006	\$759.50	\$62.00
IN STOCK		Center Drain	48 in. x 48 in.	1 pc	US9200002	\$992.00	\$62.00
IN STOCK		Center Drain	48 in. x 60 in.	1 pc	US9200004	\$1,240.00	\$62.00
IN STOCK		NEW Center Drain*	48 in. x 72 in.	1 pc	US9200008	\$1,488.00	\$62.00
IN STOCK		Center Drain	60 in. x 60 in.	1 pc	US9200005	\$1,550.00	\$62.00

i wedi® Fundo Click and Seal® Drain Kit is included with each shower base. **Drain covers are sold separately.**
Shower bases made in Germany.
*Available after February 2024.

i Retail Price column reflects suggested per piece/unit retail pricing in USD.

Shower Bases

wedi Fundo® Curbless Shower Base ■ Continued

	Drain Location	Dimensions	Unit	Item #	Retail Price	Retail Price ft ²
	NEW Center Drain	60 in. x 72 in.	1 pc	US9100012	\$1,500.00	\$50.00
	NEW Center Drain	72 in. x 72 in.	1 pc	US9100013	\$1,500.00	\$50.00

i wedi® Fundo Click and Seal® Drain Kit is included with each shower base. **Drain covers are sold separately.**
 Shower bases made in Germany.
 *Available after February 2024.

wedi Fundo® Linear Shower Base ■ Waterproofing system for tiled shower floors with linear drain

	Surface Design	Dimensions	Channel Length	Unit	Item #	Retail Price	Retail Price ft ²
	4-sided Slope	36 in. x 60 in.	43 5/16 in.	1 pc	US9310001	\$930.00	\$62.00
	4-sided Slope	48 in. x 60 in.	27 1/2 in.	1 pc	US9310002	\$1,240.00	\$62.00
	4-sided Slope	72 in. x 48 in.	43 5/16 in.	1 pc	US9310003	\$1,488.00	\$62.00

IN STOCK

IN STOCK

IN STOCK

i wedi® Fundo Click and Seal® Drain Kit is included with each shower base. **Drain covers are sold separately.**
 Shower bases made in Germany.

wedi Fundo® Linear Drain Shower Modules ■ Waterproofing system for tiled shower floors with linear drain

	Item Name	External Dimensions Length x Width x Height	Channel Length	Unit	Item #	Retail Price
	wedi Fundo® Linear Shower Module 32"	32 in. x 5 3/4 in. Line Module Height/Thickness: 1 3/8 in.	27 19/32 in.	1 pc	US9320001	\$386.00
	wedi Fundo® Linear Shower Module 48"	48 in. x 5 3/4 in. Line Module Height/Thickness: 1 3/8 in.	43 19/64 in.	1 pc	US9320002	\$463.00
	wedi Fundo® Linear Shower Extension 32"	66 3/4 in. x 32 in. Extension Module Height/ Thickness: 1 3/8 in. – 2 3/16 in.	–	1 pc	075100050	\$669.00
	wedi Fundo® Linear Shower Extension 48"	66 3/4 in. x 48 in. Extension Module Height/ Thickness: 1 3/8 in. – 2 3/16 in.	–	1 pc	075100051	\$898.00

IN STOCK

IN STOCK

IN STOCK

IN STOCK


i wedi® Fundo Click and Seal® Drain Kit is included with each line module. **Drain covers are sold separately.**
 Shower bases made in Germany.

i Retail Price column reflects suggested per piece/unit retail pricing in USD.

Building Panels

wedi® Building Panels ■ Waterproof tile backer board

All wedi® Building Panel prices have been reduced!





	Main Application	Width x Length x Thickness	Unit	Item #	Retail Price	Retail Price ft ²	
IN STOCK	Backsplash, tub decks, floors, under mosaic strips in field tile designs	24 in. x 48 in. x 1/8 in.	10 sheets/box	US8000006*	\$40.32	\$5.04	
IN STOCK	Wall panel	36 in. x 60 in. x 1/2 in.	50 sheets/pallet	US8000017	\$68.00	\$4.53	15% Price Reduction!
IN STOCK	Tub decks, floors, with electric radiant heat	48 in. x 60 in. x 1/4 in.	25 sheets/pallet	US8000013	\$90.55	\$4.53	
IN STOCK	Wall panel	48 in. x 60 in. x 1/2 in.	50 sheets/pallet	US8000014	\$86.40	\$4.32	10% Price Reduction!
	Wall panel, aligns with 5/8 in. drywall	48 in. x 60 in. x 5/8 in.	4 sheets/box	US8000011	\$102.72	\$5.14	
	Wall panel, aligns with 5/8 in. drywall	48 in. x 60 in. x 5/8 in.	50 sheets/pallet	US8000021	\$102.72	\$5.14	
	Floor panel, aligns with wedi Fundo® Curbless Shower Base to create extension to bathroom floor	48 in. x 60 in. x 3/4 in.	4 sheets/box	US8000018	\$109.44	\$5.47	
IN STOCK	Wall panel, lines up with floated walls	48 in. x 60 in. x 1 in.	4 sheets/box	US8000022	\$120.00	\$6.00	
	Constructing benches, floors to line up with wedi Fundo® Shower Base into bathroom	48 in. x 60 in. x 1 1/2 in.	2 sheets/box	US8000019	\$140.16	\$7.01	
IN STOCK	Constructing benches and suspended seats, freestanding walls and partitions	48 in. x 60 in. x 2 in.	2 sheets/box	US8000020	\$151.68	\$7.58	
	Wall panel	48 in. x 96 in. x 1/2 in.	4 sheets/box	US8000010	\$142.88	\$4.47	
IN STOCK	Wall panel Best value!	48 in. x 96 in. x 1/2 in.	50 sheets/pallet	US8000015 (pallet)	\$139.76	\$4.37	6% Price Reduction!
	Constructing benches and suspended seats, freestanding walls and partitions	48 in. x 96 in. x 2 in.	12 sheets/pallet	US8000016	\$251.52	\$7.86	

i Several sizes are available for ordering at smaller quantities upon request. Can be purchased as individual sheets at wholesalers.

Made in USA.

*Made in Germany.

wedi® Vapor 85 ■ Building Panel for Steam Rooms / Showers

	Item Name	Width x Length x Height	Unit/Pallet	Item #	Description	Retail Price
IN STOCK	wedi® Vapor 85 48"x96"x1/2"	48 in. x 96 in. x 1/2 in.	50 sheets/pallet	US8000026	Vaporproof tile backer board	\$278.00
	wedi® Vapor 85 Fastener Patch Kit	3 in. x 3 in. squares	100 pieces/bag	US5000089	100 ct fastener patch kit for Vapor 85 installations	\$25.00

i Use in conjunction with our wedi® Sealant 620, wedi® Tabless Fastener Kit and wedi® Subliner Dry Sealing Tape.

Made in USA.

i Retail Price column reflects suggested per piece/unit retail pricing in USD.


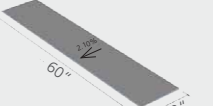
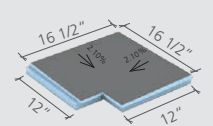
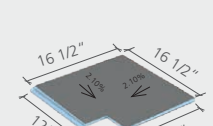
Shower Extensions

wedi® Shower Extensions

IN STOCK

IN STOCK

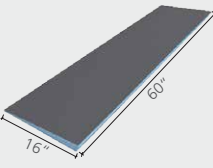
IN STOCK

	Item Name	Width × Length × Thickness	Unit	Item #	Description	Retail Price
	wedi® Shower Extension 24" x 48"	24 in. x 48 in. sloped 1/4 in./ft	1 pc	073783528	Sloped extensions for use with wedi Shower Base adding 24 inches of sloped surface along one 48 inch long side	\$277.00
	wedi® Shower Extension 12" x 72"	12 in. x 72 in. sloped 1/4 in./ft	1 pc	US3000036	Sloped extensions for use with wedi Shower Base adding 12 inches of sloped surface along one 72 inch long side	\$246.00
	wedi® Curbless Shower Extension 12" x 60"	12 in. x 60 in. sloped 1/4 in./ft	1 pc	US3000035	Sloped extensions for use with wedi Curbless Shower Base adding 12 inches of sloped surface along one 60 inch long side	\$235.00
	wedi® Shower Corner Extension*	16 1/2 in. x 16 1/2 in. x 1 13/16 in. sloped min. 1/4 in./ft. (2.1%)	1 pc	US3000053	Sloped corner extension for use with wedi Shower Base adding 12 inches of sloped surface on two sides (total square size 16 1/2 in. x 16 1/2 in.)	\$230.00
	wedi® Curbless Shower Corner Extension*	16 1/2 in. x 16 1/2 in. x 1 1/16 in. sloped min. 1/4 in./ft. (2.1%)	1 pc	US3000052	Sloped corner extension for use with wedi Curbless Shower Base adding 12 inches of sloped surface on two sides (total square size 16 1/2 in. x 16 1/2 in.)	\$220.00

Made in Germany.

Shower Ramp

wedi® Shower Ramp

	Item Name	Length × Depth × Height	Unit	Item #	Description	Retail Price
	wedi® Shower Ramp 16" x 60"*	16 in. x 60 in., sloped 1 1/2 in. to 1/4 in.	1 pc	073736517	Sloped and waterproof ADA compliant tileable ramp providing 16 inches of sloped surface along a 60 inch width of a shower entry ramp design	\$313.00

i * ADA compliant
Made in Germany.

i Retail Price column reflects suggested per piece/unit retail pricing in USD.

Shower Seats & Benches

wedi® Shower Seats ■ Suspended Corner Seats

	Item Name	Length x Width x Height	Unit	Item #	Description	Retail Price
	wedi® Shower Seat M	17 in. x 17 in. (wall sides) x 4 in.	1 pc	US3000001	Wall-suspended Corner Seat 17x17 (wall sides) x 24 1/16 (across front) x 4 inch thick	\$245.00
	wedi® Shower Seat L	24 in. x 24 in. (wall sides) x 4 in.	1 pc	US3000002	Wall-suspended Corner Seat 24x24 (wall sides) x 33 15/16 (across front) x 4 inch thick	\$276.00

- i** wedi® Joint Sealant is included for adhesion
- Self-adhesive fiberglass mesh tape is included for the wall connection
- Made in Germany.

wedi® Shower Corner Bench ■ Full Foam Triangular Bench

	Item Name	Length x Width x Height	Unit	Item #	Description	Retail Price
	wedi® Shower Corner Bench	23 in. x 23 in. (sides) x 20 in.	1 pc	073784101	Floor-mounted shower bench/ seat 23x23 (wall sides) x 32 1/8 (across front) x 20 inches tall	\$409.00

- i** wedi® Shower Corner Bench is made of solid XPS foam. These units are pre-made and ready for thinset installation against walls and feature a 1/8 inch slope to the front.
- Made in Germany.

wedi Sanoasa® Shower Bench 1

	Item Name	Width x Height x Depth	Unit	Item #	Description	Retail Price
	wedi Sanoasa® Shower Bench 1 M	35 3/8 in x 18 in. x 15 in. 90 degree straight front/top transition	1 pc	US3000042	Shower Bench with sloped seat surface and square design 35 3/8 x 18 x 15 in. (WxHxD)	\$772.00
	wedi Sanoasa® Shower Bench 1 L	47 1/4 in. x 18 in. x 15 in. 90 degree straight front/top transition	1 pc	US3000043	Shower Bench with sloped seat surface and square design 47 1/4 x 18 x 15 in. (WxHxD)	\$913.00

- 🔧** The bench is delivered in four parts: bench element, substructure element and two side elements. Bench top is sloped.
- wedi® Joint Sealant is included for adhesion, self-adhesive mesh tape is included for the wall/floor connection
- Made in Germany.

wedi Sanoasa® Shower Bench 2

	Item Name	Width x Height x Depth	Unit	Item #	Description	Retail Price
	wedi Sanoasa® Shower Bench 2 M	35 3/8 in x 18 in. x 15 in. 72 degree front/top straight transition	1 pc	US3000044	Shower Bench with sloped seat surface and angled design 35 3/8 x 18 x 15 in. (WxHxD)	\$772.00
	wedi Sanoasa® Shower Bench 2 L	47 1/4 in. x 18 in. x 15 in. 72 degree front/top straight transition	1 pc	US3000045	Shower Bench with sloped seat surface and square design 47 1/4 x 18 x 15 in. (WxHxD)	\$913.00


- 🔧** The bench is delivered in four parts: Bench element, substructure element and two side elements. Bench top is sloped.
- wedi® Joint Sealant is included for adhesion, self-adhesive fiberglass mesh tape is included for the wall/floor connection
- Made in Germany.

i Retail Price column reflects suggested per piece/unit retail pricing in USD.


Shower Benches


wedi Sanoasa® Shower Bench 3

	Item Name	Width x Height x Depth	Unit	Item #	Description	Retail Price
	wedi Sanoasa® Shower Bench 3 M	35 3/8 in x 18 in. x 15 in. 72 degree front/ top front edge round transition (radius 2 in.)	1 pc	US3000046	Shower Bench with sloped seat surface and rounded design 35 3/8 x 18 x 15 in. (WxHxD)	\$772.00
	wedi Sanoasa® Shower Bench 3 L	47 1/4 in. x 18 in. x 15 in. 72 degree front/ top front edge round transition (radius 2 in.)	1 pc	US3000047	Shower Bench with sloped seat surface and rounded design 47 1/4 x 18 x 15 in. (WxHxD)	\$913.00

-  The bench is delivered in four parts: Bench element, substructure element and two side elements. Bench top is sloped.
- wedi® Joint Sealant is included for adhesion, self-adhesive fiberglass mesh tape is included for the wall connection
- Made in Germany.

wedi Sanoasa® Shower Bench 4

	Item Name	Width x Height x Depth	Unit	Item #	Description	Retail Price
	wedi Sanoasa® Shower Bench 4	47 1/4 in. x 3 1/8 in. x 15 in.	1 pc	US3000000	Wall-suspended shower bench with sloped seat surface 47 1/4 x 3 1/8 x 15 in. (WxHxD)	\$505.00

-  wedi® Joint Sealant is included for adhesion. Bench top is sloped. Self-adhesive fiberglass mesh tape is included for the wall connection
- Made in Germany.

Curbs & Curb Caps

wedi® Shower Curb Cap

	Item Name	Height x Width x Length	Unit	Item #	Description	Retail Price
	wedi® Shower Curb Cap 60"	5 in. x 4 5/8 in. x 60 in.	1 pc	US3000008	Curb cap with exterior dimensions 5 in. x 4 5/8 in. x 60 in. (H x W x L) to finish and waterproof over wooden 2 x 4 curb constructions	\$119.00
	wedi® Shower Curb Cap 96"	5 in. x 4 5/8 in. x 98 7/16 in.	1 pc	US3000010	Curb cap with exterior dimensions 5 in. x 4 5/8 in. x 96 in. (H x W x L) to finish and waterproof over wooden 2 x 4 curb constructions	\$167.00

- i** Installation over 2 in. x 4 in. wood construction. CAUTION: Do not allow Glass Door Assembly to penetrate Curb Cap. These units are not sloped on top surface. Tile or stone cover must be sloped to safely move water in direction of shower drain.
Made in USA.

wedi® Shower Curb

	Item Name	Height x Width x Length	Unit	Item #	Description	Retail Price
	wedi® Shower Curb 60"	5 1/8 in. x 4 1/2 in. x 60 in.	1 pc	US3000039	Sloped and pre-made curb with dimensions of 5 1/8 in. x 4 1/2 in. x 60 in. (H x W x L) for use with wedi Shower Bases	\$127.00
	wedi® Shower Curb 96"	5 1/8 in. x 4 1/2 in. x 96 in.	1 pc	US3000041	Sloped and pre-made curb with dimensions of 5 1/8 in. x 4 1/2 in. x 96 in. (H x W x L) for use with wedi Shower Bases	\$188.00

- i** Sloped on top surface
Made in USA.

i For options and pricing, refer to wedi's Illustrated Price List or www.wedicorp.com.

i Retail Price column reflects suggested per piece/unit retail pricing in USD.

Curbs & Curb ATs

wedi® Shower Curb Lean

	Item Name	Height x Width x Length	Unit	Item #	Description	Retail Price
	wedi® Shower Curb Lean 60"	3 1/2 in. x 2 in. x 60 in.	1 pc	US3000038	Sloped and pre-made curb with dimensions of 3 1/2 in. x 2 in. x 60 in. (H x W x L) for use with wedi® Shower Bases	\$67.00
	wedi® Shower Curb Lean 96"	3 1/2 in. x 2 in. x 96 in.	1 pc	US3000040	Sloped and pre-made curb with dimensions of 3 1/2 in. x 2 in. x 96 in. (H x W x L) for use with wedi® Shower Bases	\$108.00

i Made in USA.

wedi® Shower Curb AT (Anchor Track)

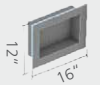

	Item Name	Height x Width x Length	Unit	Item #	Description	Retail Price
	wedi® Shower Curb AT 60"	5 1/8 in. x 4 1/2 in. x 60 in.	1 pc	US3000048	Sloped and pre-made curb with integrated glass door anchor track in dimensions 5 1/8 in. x 4 1/2 in. x 60 in. (H x W x L)	\$173.00
	wedi® Shower Curb Lean AT 60"	3 1/2 in. x 2 in. x 60 in.	1 pc	US3000049	Sloped and pre-made curb with integrated glass door anchor track in dimensions 3 1/2 in. x 2 in. x 60 in. (H x W x L)	\$128.00

i wedi® Shower Curb AT with integrated and coated PVC core anchor strip (centered; 2 in. wide by 3/8 in. thick)

- Integrated anchor strip allows fastener attachment (glass panel tracks/door units)
- Sloped on top surface
- Made in USA.**

Shower Niches

wedi® Shower Niche

	Item Name	Width x Height x Depth	Unit	Item #	Description	Retail Price
	wedi® Shower Niche 16"x12"	16 in. x 12 in. x 4 in. (ext.) 12 in. x 8 in. x 3 1/2 in. (int.)	1 pc	US3000004	Tileable niches for recess into shower walls with interior niche dimensions of 12 x 8 x 3 1/2 in. (W x H x D)	\$87.40
	wedi® Shower Niche 16"x16"	16 in. x 16 in. x 4 in. (ext.) 12 in. x 12 in. x 3 1/2 in. (int.)	1 pc	US3000005	Tileable niches for recess into shower walls with interior niche dimensions of 12 x 12 x 3 1/2 in. (W x H x D)	\$90.25
	wedi® Shower Niche 16"x22"	16 in. x 22 in. x 4 in. (ext.) 12 in. x 18 in. x 3 1/2 in. (int.) incl. removable shelf	1 pc	US3000007	Tileable niches for recess into shower walls with interior niche dimensions of 12 x 18 x 3 1/2 in. (W x H x D) and with one removable and tileable 2 inch shelf	\$113.05
	wedi® Shower Niche 16"x28"	16 in. x 28 in. x 4 in. (ext.) 12 in. x 24 in. x 3 1/2 in. (int.) incl. removable shelf	1 pc	US3000248	Tileable niches for recess into shower walls with interior niche dimensions of 12 x 24 x 3 1/2 in. (W x H x D) and with one removable and tileable 2 inch shelf	\$144.40

i Installation into cavities of 16 inch o.c. framed walls made from 2 x 4's.




- Made in USA.**

i For options and pricing, refer to wedi's Illustrated Price List or www.wedicorp.com.

i Retail Price column reflects suggested per piece/unit retail pricing in USD.

Shower Niches

wedi® Shower Niche ■ Continued

	Item Name	Width x Height x Depth	Unit	Item #	Description	Retail Price
SPECIAL ORDER	 wedi® Shower Niche 16" x 30" CAT	16 in. x 30 in. x 4 in. (ext.) 12 in. x 26 in. x 3 1/2 in. (int.) incl. removable shelf; peaked top	1 pc	US3000016	Tileable niches for recess into shower walls with interior niche dimensions of 12 x 26 x 3 1/2 in. (W x H x D) and cathedral peaked top and with one removable and tileable 2 inch shelf	\$129.60
SPECIAL ORDER	 wedi® Shower Niche 16" x 32"	16 in. x 32 in. x 4 in. (ext.) 12 in. x 28 in. x 3 1/2 in. (int.) incl. removable shelf	1 pc	US3000051	Tileable niches for recess into shower walls with interior niche dimensions of 12 x 28 x 3 1/2 in. (W x H x D) and with one removable and tileable 2 inch shelf	\$149.15
IN STOCK	 wedi® Shower Niche 16" x 42"	16 in. x 42 1/4 in. x 4 in. (ext.) 12 in. x 38 1/4 in. x 3 1/2 in. (int.) incl. 2 removable shelves	1 pc	US3000024	Tileable niches for recess into shower walls with interior niche dimensions of 12 x 38 1/4 x 3 1/2 in. (W x H x D) and with two removable and tileable 2 inch shelves	\$202.56

i ■ Installation into cavities of 16 inch o.c. framed walls made from 2 x 4's.



■ Made in USA.



Shelves, included with some shower niche models, can be placed where they best fit the design, adhered with wedi® Joint Sealant, and tiled directly. For an upgraded shower niche shelf in glass, stainless steel or matte black, please see page 19.

Installation Accessories



wedi® Joint Sealant

	Item Name	Usage Amount / Optional or Needed	Contents	Unit	Item #	Description	Retail Price
IN STOCK	 wedi® Joint Sealant Tube	approx. 1.2 oz. per ft ² of wedi building panel on walls covers your needs for shower wall, base and curb installation; Prefabricated modules and design upgrades may require additional wedi® Joint Sealant.	10.5 oz.	12/case full cases only	US5000013	10.5 oz cartridge of SMP hybrid sealant to waterproof and connect wedi assemblies	\$23.00
IN STOCK	 wedi® Joint Sealant Sausage	approx. 1.2 oz. per ft ² of wedi building panel on walls covers your needs for shower wall, base and curb installation; Prefabricated modules and design upgrades may require additional wedi® Joint Sealant.	20 oz.	20/case full cases only	US5000010	20 oz foil sausage of SMP hybrid sealant to waterproof and connect wedi assemblies	\$35.00

i Permanently flexible, waterproof sealant and adhesive for joint treatment.

Made in USA.

wedi® Sealant 620

	Item Name	Usage Amount / Optional or Needed	Contents	Unit	Item #	Description	Retail Price
IN STOCK	 wedi® Sealant 620 Cartridge	1.5 linear feet of 2 in. overlap; or flashing up wall per ounce	10.5 oz.	12/case full cases only	US5000088	10.5 oz cartridge of SMP hybrid sealant to waterproof and vaporproof wedi assemblies in steam rooms	\$38.00
IN STOCK	 wedi® Sealant 620 Sausage	1.5 linear feet of 2 in. overlap; or flashing up wall per ounce	20 oz.	20/case full cases only	US5000083	20 oz foil sausage of SMP hybrid sealant to waterproof and vaporproof wedi assemblies in steam rooms	\$53.00


i Used with wedi® Subliner Dry Sealing Tape, wedi® Subliner Dry Sheet membranes, or wedi® Vapor 85 Building Panels.

Made in Germany.

i Retail Price column reflects suggested per piece/unit retail pricing in USD.



Installation Accessories

wedi® Corner Putty Knife

	Item Name	Usage	Unit	Item #	Description	Retail Price
	wedi® Corner Putty Knife	Used to spread joint sealant evenly and into corners/seams.	1 pc	US5000044	For application of wedi sealants over corner seams	\$4.00



i Made in USA.

wedi® Sealant Gun

	Item Name	Usage	Unit	Item #	Description	Retail Price
	wedi® Sealant Gun	Used to evenly disperse joint sealant	1 pc	US5000019	For cartridge and sausage sealant	\$80.00
	wedi® Sealant Gun Tip	Replacement tips for gun	10 pcs/box	US5000020	Replacement nozzle tips (hard-plastic)	\$4.00


i Made in Taiwan.

wedi® Subliner Dry

	Item Name	Width × Roll Length	Unit	Item #	Description	Retail Price
	wedi® Subliner Dry 53 ft²	39 in. × 16 ft. (53 sqft)	1 roll	US5000001	Tileable waterproof sheet membrane (53 sft roll)	\$109.00
	wedi® Subliner Dry 323 ft²	39 in. × 98 ft. (323 sqft)	1 roll	US5000005	Tileable waterproof sheet membrane (323 sft roll)	\$606.00


i Made in USA.

wedi® Subliner Dry Sealing Tape ■ Tileable waterproof sheet membrane tape

	Item Name	Width × Roll Length	Unit	Item #	Description	Retail Price
	wedi® Subliner Dry Sealing Tape	5 in. × 32.8 ft.	1 roll	US5000002	Tileable waterproof sheet membrane tape (32 ft roll)	\$51.00

i Also for use within wedi® Subliner Dry, wedi® Vapor 85 applications, and installs with wedi® Sealant 620 for waterproof performance of seams throughout.
Made in USA.

wedi® Subliner Dry Tub Tape





	Item Name	Width × Roll Length	Unit/Box	Item #	Description	Retail Price
	wedi® Subliner Dry Tub Tape	4 3/4 in. × 11 ft	1 roll	US5000084	Waterproofing sheet membrane tape for tub to wall transition waterproofing	\$60.00

i Used with acrylic and plastic tubs and showers to waterproof tub edges without nailing flange to wall assemblies.
Made in USA.

i Retail Price column reflects suggested per piece/unit retail pricing in USD.





Installation Accessories

wedi® Subliner Dry Corners ■ Tileable waterproof sheet membrane tape details for construction corner areas

	Item Name	Usage	Dimensions	Unit	Item #	Description	Retail Price
	 wedi® Subliner Dry Inside Corner	Apply to any inside corner within 36 in. of the shower	4 3/4 in. x 4 3/4 in. x 2 1/4 in.	2 pcs/bag	US5000007	Tileable waterproof sheet membrane tape details for construction inner corner areas	\$18.00
	 wedi® Subliner Dry Outside Corner	Apply to any outside corner within 36 in. of the shower; inc. between base & floor	4 3/4 in. x 4 3/4 in. x 2 1/4 in.	2 pcs/bag	US5000008	Tileable waterproof sheet membrane tape details for construction outer corner areas	\$18.00

i Also for use within wedi® Subliner Dry, wedi® Vapor 85 applications, and installs with wedi® Sealant 620 for waterproof performance of seams throughout. **Made in USA.**




wedi® Subliner Dry Sealing Collars

	Item Name	Usage	Dimensions	Unit	Item #	Description	Retail Price
	 wedi® Subliner Dry Pipe Seal	Flexi collar for sealing around 1/2 in. to 3/4 in. shower pipe protrusions	4 3/4 in. x 4 3/4 in.	1 pc	US5000033*	To waterproof shower head protrusions in shower walls	\$15.00
	 wedi® Subliner Dry Mixing Valve Seal	Flexi collar for sealing around Mixing Valve	ø 3 15/16 in.	1 pc	US5000000	To waterproof mixing valve protrusions in shower walls	\$17.00

i These can be installed in all shower and steam room installations with wedi® Subliner Dry and the wedi® Vapor 85 system. In steam room installations be sure to use wedi® Sealant 620. In wedi® Fundo shower assemblies and where applied over wedi® Building Panel, you may use regular wedi® Joint Sealant to install the products. **Made in USA.**

*Made in Germany.



wedi® Fastener Kits

	Item Name	Usage Amount / Optional or Needed	Contents	Unit	Item #	Description	Retail Price
	 wedi® Fastener Kit	Plan to use 1 wedi screw and washer per ft² of wedi Building Panel	100 wedi Coarse Thread Screws 1 5/8 in. 100 wedi Tab Steel Washers	1 pc	US5000070	100 ct wedi Tab washers and screws	\$42.00
	 wedi® Tabless Fastener Kit	Use for flooring with 1/4 in. panel, as well as with the wedi Vapor 85 Building Panel. Plan to use 1 wedi screw and washer per ft² of wedi Building Panel	100 wedi Coarse Thread Screws 1 5/8 in. 100 wedi Tabless Steel Washers	1 pc	US5000086	100 ct wedi Tabless washers and screws	\$47.00

i Phillips head for wood studs, premium ceramic coating (ACQ Compliant). For installation to wooden and metal framework (20 gauge). Tabbed washers provide four tabs for fast and secure placement. wedi Washers provide a solid gauge according to ISO standards and less potential for deformation. Load capabilities are independently tested.

Washers **made in USA**. Screws made in Taiwan and Vietnam.

wedi® Washer Master Pack

	Item Name	Diameter	Unit/Box	Item #	Description	Retail Price
	 wedi® Washer Master Pack	1 1/4 in.	1000 pcs	US5000009	1000 ct wedi Tab washers	\$197.00



i Tabbed washers provide four tabs for fast and secure placement. wedi Washers provide a solid gauge according to ISO standards and less potential for deformation. Load capabilities are independently tested.

Made in USA.

i Retail Price column reflects suggested per piece/unit retail pricing in USD.


Installation Accessories

wedi® Screws

	Item Name	Length	Unit/Box	Item #	Description	Retail Price
	wedi® Screws Master Pack	1 5/8 in.	1000 pcs	US5000012	1000 ct wedi Screws	\$129.00
	wedi® Selftapping Screws	1 1/4 in.	100 pcs	US5000018	100 ct wedi selftapping screws	\$31.00

i Phillips head; Non- Rust Screws with ceramic coating (ACQ compliant) Use Non-Rust Screws with wood or metal framing 20 gauge or lighter. For heavier gauge metal framing use Self-Tapping Screws.
Made in Taiwan and Vietnam.

wedi® Curbless Shower Recess Kit

	Item Name	Dimensions / Additional Information	Unit	Item #	Description	Retail Price
	wedi® Curbless Shower Recess Kit	5 ft. x 5 ft. For 3/4 in. thick plywood.	1 pc	US5000085	Bracket system to recess shower areas up to 5x5 ft. in size in 3/4 plywood subfloors	\$632.00

i For recessing plywood floors between floor joists.
For a wedi Fundo® Curbless Shower Base up to 60 in. x 60 in. (1524 x 1524 mm) in size.
Can be used with 16 in. o.c. 2 x 10 solid joists as well as engineered joists.

Made in USA.

Kit includes:

- 30 x C Brackets
- 10 x Joist Brackets
- 60 x Flat head Phillips wood screws
- 40 x Long flat head Phillips self-drilling screws with wings
- 160 x Short flat head Phillips self-drilling screws with wings

Drain & Drain Replacement Parts

wedi® Fundo Click and Seal® Drain

	Item Name	Product Information	Unit	Item #	Description	Retail Price
	wedi Fundo® Click and Seal® Drain Kit 2*	includes drain body, sealing gasket, compression spacer, locking nut, strainer key, lubricant	1 pc	US9400101	Drain unit kit for wedi Shower Bases	\$35.00
	wedi Fundo® Click and Seal® Replacement Kit Copper Pipe	includes special sealing gasket and compression spacer for copper pipe, lubricant	1 pc	US9400100	For sealing gasket connections to copper waste pipe	\$24.00
	wedi Fundo® Click and Seal® Height Adjustment Kit	includes Drain Cover Extension, Alignment Ring 1, Snap Ring 2	1 pc	077000054	Kit to adjust height of drain covers by up to 1 1/4 inches, allows it to rotate, and allows it to move laterally by 3/16 inch in all directions to adjust to the tile and grout layout.	\$15.00
	wedi Fundo® Click and Seal® Lube Kit	includes 20 1 cc tubes of Click and Seal lubricant	20 tubes/box	US9400001*	20 units of silicone based, synthetic wedi lubricant for Click and Seal drain installations	\$27.00


i For purchase as replacement units. Click and Seal™ drains are included with individual shower bases and shower kits.
▪ Made in Portugal
▪ * Made in USA.

i Retail Price column reflects suggested per piece/unit retail pricing in USD.

Point Drain Covers

wedi® Drain Cover Stainless Steel


IN STOCK

	Item Name	Length x Width x Thickness	Unit	Item #	Description	Retail Price
	wedi® Drain Cover Stainless Steel	3 3/4 x 3 3/4 in. x 1/4 in.	1 pc	US1000057	Drain cover and frame made from stainless steel with brushed finish	\$84.00

- i** For use with wedi Fundo® Shower Base and wedi Fundo® Curbless Shower Base.
 - Consists of the cover and frame.
 - Made in USA.**

wedi® Drain Cover Oil Rubbed Bronze


IN STOCK

	Item Name	Length x Width x Thickness	Unit	Item #	Description	Retail Price
	wedi® Drain Cover Oil Rubbed Bronze	3 3/4 x 3 3/4 in. x 1/4 in.	1 pc	US1000056	Drain cover and frame made from stainless steel with lightly brushed/buffed finish	\$185.00

- i** For use with wedi Fundo® Shower Base and wedi Fundo® Curbless Shower Base.
 - Consists of the cover and frame.
 - Made in USA.**

wedi® Drain Cover Gold


IN STOCK

	Item Name	Length x Width x Thickness	Unit	Item #	Description	Retail Price
	wedi® Drain Cover Gold	3 3/4 x 3 3/4 in. x 1/4 in.	1 pc	US1000055	Drain cover and frame made from stainless steel with lightly brushed/buffed finish	\$185.00

- i** For use with wedi Fundo® Shower Base and wedi Fundo® Curbless Shower Base.
 - Consists of the cover and frame.
 - Made in USA.**

wedi® Drain Cover Brass


IN STOCK

	Item Name	Length x Width x Thickness	Unit	Item #	Description	Retail Price
	wedi® Drain Cover Brass	3 3/4 x 3 3/4 in. x 1/4 in.	1 pc	US1000062	Drain cover and frame made from stainless steel with brushed finish	\$185.00

- i** For use with wedi Fundo® Shower Base and wedi Fundo® Curbless Shower Base.
 - Consists of the cover and frame.
 - Made in USA.**

wedi® Drain Cover Chrome

IN STOCK

	Item Name	Length x Width x Thickness	Unit	Item #	Description	Retail Price
	wedi® Drain Cover Chrome	3 3/4 x 3 3/4 in. x 1/4 in.	1 pc	US1000054	Drain cover and frame made from stainless steel with lightly brushed/buffed finish	\$185.00

- i** For use with wedi Fundo® Shower Base and wedi Fundo® Curbless Shower Base.
 - Consists of the cover and frame.
 - Made in USA.**

i Retail Price column reflects suggested per piece/unit retail pricing in USD.

Point Drain Covers

wedi® Drain Cover Matte Black

	Item Name	Length x Width x Thickness	Unit	Item #	Description	Retail Price
	wedi® Drain Cover Matte Black	3 3/4 x 3 3/4 in. x 1/4 in.	1 pc	US1000058	Drain cover and frame made from stainless steel with lightly brushed/buffed finish	\$169.00

- i** For use with wedi Fundo® Shower Base and wedi Fundo® Curbless Shower Base.
- Consists of the cover and frame.
- Made in USA.**

wedi® Drain Cover Chrome Slotted

	Item Name	Length x Width x Thickness	Unit	Item #	Description	Retail Price
	wedi® Drain Cover Chrome Slotted	3 3/4 x 3 3/4 in. x 1/4 in.	1 pc	US1000053	Drain cover and frame made from stainless steel with lightly brushed/buffed finish and slotted design	\$207.00

- i** For use with wedi Fundo® Shower Base and wedi Fundo® Curbless Shower Base.
- Consists of the cover and frame.
- Made in USA.**

wedi® Drain Cover Tileable 1/4"

	Item Name	Top View	Length x Width x Thickness	Unit	Item #	Description	Retail Price
	wedi® Drain Cover Tileable 1/4"		3 3/4 x 3 3/4 in. x 1/4 in.	1 pc	US1000060	Drain cover with tile-in grate and frame made from stainless steel for use with 1/4 inch tile	\$140.00

- i** For use with wedi Fundo® Shower Base and wedi Fundo® Curbless Shower Base.
- For use with tile assemblies 1/4 in. thick.
- Consists of the cover and frame.
- Made in USA.**
- Tileable cover plate surface is elevated 1/16 in. over tile surface of a Fundo base. For a flush tile installation, wedi® Joint Sealant spot bonding may be used to install the tile inside the cover so height is reduced versus the thinset bed build up under the tile on the shower base.

wedi® Drain Cover 3/8"

	Item Name	Top View	Length x Width x Thickness	Unit	Item #	Description	Retail Price
	wedi® Drain Cover Tileable 3/8"		3 3/4 x 3 3/4 in. x 3/8 in.	1 pc	US1000047	Drain cover with tile-in grate and frame made from stainless steel for use with 3/8 inch tile	\$140.00

- i** For use with wedi Fundo® Shower Base and wedi Fundo® Curbless Shower Base.
- For use with tile assemblies 3/8 in. thick.
- Consists of the cover and frame.
- Made in USA.**
- Tileable cover plate surface is elevated 1/16 in. over tile surface of a Fundo base. For a flush tile installation, wedi® Joint Sealant spot bonding may be used to install the tile inside the cover so height is reduced versus the thinset bed build up under the tile on the shower base.

i Retail Price column reflects suggested per piece/unit retail pricing in USD.

Linear Drain Covers

wedi® Linear Drain Cover SS

	Item Name	Close Up	Width × Length × Height	Unit	Item #	Description	Retail Price
IN STOCK	wedi® Linear Drain Cover SS27		1 49/64 in. x 27 11/64 in. x 33/64 in.	1 pc	US1000084	Drain cover made from Stainless Steel with brushed finish in 27 inch length	\$180.00
IN STOCK	wedi® Linear Drain Cover SS43		1 49/64 in. x 42 29/32 in. x 33/64 in.	1 pc	US1000085	Drain cover made from Stainless Steel with brushed finish in 43 inch length	\$230.00

- i** For use with wedi Fundo® Linear Shower Bases or Line Modules.
- Consists of cover and supports. For installation heights of between 3/16 in. to 1in.
- Made in USA.**

wedi® Linear Drain Cover T

	Item Name	Close Up	Width × Length × Height	Unit	Item #	Description	Retail Price
SPECIAL ORDER	wedi® Linear Drain Cover T27		1 49/64 in. x 27 11/64 in. x 33/64 in.	1 pc	US1000086	Drain cover made from Stainless Steel with tileable finish in 27 inch length	\$200.00
SPECIAL ORDER	wedi® Linear Drain Cover T43		1 49/64 in. x 42 29/32 in. x 33/64 in.	1 pc	US1000087	Drain cover made from Stainless Steel with tileable finish in 43 inch length	\$250.00

- i** For use with wedi Fundo® Linear Shower Bases or Line Modules.
- Consists of cover and set of supports. For tile installation heights of between 3/16 in. to 1 in. Reverse for thinner or thicker tile.
- Made in USA.**

wedi® Linear Drain Cover MB


	Item Name	Close Up	Width × Length × Height	Unit	Item #	Description	Retail Price
IN STOCK	wedi® Linear Drain Cover MB27		1 49/64 in. x 27 11/64 in. x 33/64 in.	1 pc	US1000082	Drain cover made from Stainless Steel with lightly brushed/buffed finish in 27 inch length	\$300.00
IN STOCK	wedi® Linear Drain Cover MB43		1 49/64 in. x 42 29/32 in. x 33/64 in.	1 pc	US1000083	Drain cover made from Stainless Steel with lightly brushed/buffed finish in 43 inch length	\$350.00

- i** For use with wedi Fundo® Linear Shower Bases or Line Modules.
- Consists of cover and supports. For installation heights of between 3/16 in. to 1 in.
- Made in USA.**

i Retail Price column reflects suggested per piece/unit retail pricing in USD.



Linear Drain Covers

wedi® Linear Drain Cover Frame MB

	Item Name	Close Up	Width × Length × Height	Unit	Item #	Description	Retail Price
SPECIAL ORDER	wedi® Linear Drain Cover Frame SS27		2 9/16 in. x 28 in. x 1/4 in.	1 pc	676800061	Drain cover Frame trim made from Stainless Steel with brushed finish. For use with wedi Linear Drain Covers in 27 inch length.	\$203.00
SPECIAL ORDER	wedi® Linear Drain Cover Frame SS43		2 9/16 in. x 43 25/32 in. x 1/4 in.	1 pc	676800064	Drain cover Frame trim made from Stainless Steel with brushed finish. For use with wedi Linear Drain Covers in 43 inch length.	\$207.00

- i** For use with wedi Fundo® Linear Shower Bases or Line Modules. Used to separate/protect tile assembly edges and transition to linear drain and drain cover.
- Consists of frame and support foam spacer. Made of brushed stainless steel.
- Made in USA.**

NEW wedi® Linear Drain Cover Frame MB

	Item Name	Close Up	Width × Length × Height	Unit	Item #	Description	Retail Price
SPECIAL ORDER	wedi® Linear Drain Cover Frame MB27		2 9/16 in. x 28 in. x 1/4 in.	1 pc	US1000088	Drain cover Frame trim made from Stainless Steel with matte black finish. For use with wedi Linear Drain Covers in 27 inch length.	\$275.00
SPECIAL ORDER	wedi® Linear Drain Cover Frame MB43		2 9/16 in. x 43 25/32 in. x 1/4 in.	1 pc	US1000089	Drain cover Frame trim made from Stainless Steel with matte black finish. For use with wedi Linear Drain Covers in 43 inch length.	\$300.00

- i** For use with wedi Fundo® Linear Shower Bases or Line Modules. Used to separate/protect tile assembly edges and transition to linear drain and drain cover.
- Consists of frame and support foam spacer. Made of brushed stainless steel.
- Made in USA.**

Shower Niche Shelves

wedi® Shower Niche Shelves

	Item Name	Length × Width × Thickness	Material	Unit	Item #	Description	Retail Price
IN STOCK	wedi® Shower Niche Shelf Glass	11 7/8 in. x 3 1/2 in. x 3/8 in.	tempered glass	1 pc	US3000050	Solid Niche Shelf made from low iron, clear safety glass with pencil polish finish front in 11 7/8 x 3 1/2 x 3/8 inch (L x W x T)	\$46.00
IN STOCK	wedi® Shower Niche Shelf Stainless Steel	11 7/8 in. x 3 1/2 in. x 1/8 in.	stainless steel, brushed	1 pc	US3000245	Slotted Niche Shelf with made from stainless steel with brushed finish in 11 7/8 x 3 1/2 x 1/8 inch (L x W x T)	\$123.00
IN STOCK	wedi® Shower Niche Shelf Matte Black	11 7/8 in. x 3 1/2 in. x 1/8 in.	aluminum, anodized in matte black	1 pc	US3000246	Slotted Niche Shelf made from aluminum with Matte Black finish in 11 7/8 x 3 1/2 x 1/8 inch (L x W x T)	\$113.00



- i** For integration into prefabricated wedi. Shower Niches with 12-inch-wide openings. The shelves are made from 3/8-inch-thick, low-iron, fully-tempered clear safety glass; 1/8 inch thick 304 stainless steel brushed; or 1/8 inch aluminum anodized in matte black. These shelves may be installed to rest on vertical tiles installed on sides and back inside the niches. Clear silicone or grout color matching expansion joint material (sealant/caulk) should be used in joints between shelves and tile. It is recommended to protect the shelves with temporary tape to avoid these materials getting on shelf surfaces that will be visible later.

Made in USA.

i Retail Price column reflects suggested per piece/unit retail pricing in USD.

wedi Fundo® Shower Kits

wedi Fundo® Shower Kit ■ Waterproofing System for tiled shower floors with center or off-center point drain

Drain location	Size of Base Included	Unit	Item #	Retail Price
Center Drain	36 in. x 36 in.	1 kit	US2000002	\$1,098.00
Center Drain	36 in. x 48 in.	1 kit	US2000009	\$1,321.00
Center Drain	36 in. x 60 in.	1 kit	US2000003	\$1,552.00
Center Drain	36 in. x 72 in.	1 kit	US2000001	\$1,732.00
Off-Center Drain	36 in. x 72 in.	1 kit	US2000008	\$1,732.00
Center Drain	42 in. x 42 in.	1 kit	US2000015	\$1,333.00
Center Drain	42 in. x 60 in.	1 kit	US2000013	\$1,692.00
Center Drain	42 in. x 72 in.	1 kit	US2000014	\$1,895.00
Center Drain	48 in. x 48 in.	1 pc	US2000010	\$1,509.00
Center Drain	48 in. x 60 in.	1 pc	US2000011	\$1,809.00
Center Drain	48 in. x 72 in.	1 pc	US2000012	\$2,036.00

IN STOCK

IN STOCK


IN STOCK

IN STOCK

IN STOCK

IN STOCK

IN STOCK



- i** ■ Save between 1-3% when using wedi Fundo® Shower Kits when compared to retail pricing for comparable a la carte products needed to build a shower of the same size.
- wedi® Drain Cover Stainless Steel included and select other drain covers are sold separately.
 - See technical drawing for wedi Fundo® Shower Base for shower floor design and drain location information in the Technical Drawings section of this book.
 - Assembled in USA from content **made in USA** and Germany.


📦 Each kit includes:

- pre-sloped shower base in selected size
- wedi® Building Panels to cover three shower walls (one long side, two short side walls) up to 80 inches tall
- Fundo Click and Seal™ Drain unit
- wedi® Drain Cover Stainless Steel
- 10.5 oz tubes of wedi® Joint Sealant
- wedi® Shower Curb Lean
- wedi® Fastener Kit (1 screws/washers 100 count box)
- wedi® Corner Putty Knife
- wedi® Subliner Dry Mixing Valve Seal
- wedi® Subliner Dry Pipe Seal

i Retail Price column reflects suggested per piece/unit retail pricing in USD.

wedi Fundo® Shower Kits

wedi Fundo® Curbless Shower Kit ■ Waterproofing System for tiled curbless shower floors with center point drain

	Drain location	Size of Base Included	Unit	Item #	Retail Price
	Center Drain	36 in. x 60 in.	1 kit	US2000060	\$1,849.00
	Center Drain	42 in. x 42 in.	1 kit	US2000063	\$1,599.00
	Center Drain	48 in. x 60 in.	1 kit	US2000061	\$2,162.00




i Save between 2-4% when using wedi Fundo® Shower Kits when compared to retail pricing for comparable a la carte products needed to build a shower of the same size.

- wedi® Drain Cover Stainless Steel included and select other drain covers are sold separately.
- See technical drawing for wedi Fundo® Curbless Shower Base for shower floor design and drain location information in the Technical Drawings section of this book.
- Assembled in USA from content **made in USA** and Germany.

Each kit includes:

- pre-sloped curbless shower base in selected size
- wedi® Building Panels to cover three shower walls (one long side, two short side walls) up to 80 inches tall
- Fundo Click and Seal™ Drain unit
- wedi® Drain Cover Stainless Steel
- 10.5 oz tubes of wedi® Joint Sealant
- 10.5 oz tubes of wedi® Sealant 620
- wedi® Subliner Dry 53 ft²
- wedi® Subliner Outside Corners
- wedi® Fastener Kit (1 screws/washers 100 count box)
- wedi® Corner Putty Knife
- wedi® Subliner Dry Mixing Valve Seal
- wedi® Subliner Dry Pipe Seal

wedi Fundo® Linear Shower Kit ■ Waterproofing System for tiled shower floors with linear drain

	Base type	Size of Base Included	Unit	Item #	Retail Price
	Linear Drain Shower System	wedi® Linear Drain Module and Extension Module for a 32 in. x 72 in. shower space	1 kit	US2000062	\$1,974.00



i Save 2% when using wedi Fundo® Shower Kits when compared to retail pricing for comparable a la carte products needed to build a shower of the same size.

- wedi® Linear Drain Cover SS27 included and select other drain covers are sold separately.
- See technical drawing for wedi Fundo® Linear bases for shower floor design and drain location information in the Technical Drawings section of this book.
- Assembled in USA from content **made in USA** and Germany.


Each kit includes:

- wedi® Linear Drain Shower Module 32"
- wedi® Linear Drain Shower Extension 32"
- wedi® Building Panels to cover three shower walls (one long side, two short side walls) up to 80 inches tall
- Fundo Click and Seal™ Drain unit
- wedi® Linear Drain Cover SS27
- 10.5 oz tubes of wedi® Joint Sealant
- wedi® Shower Curb Lean
- wedi® Fastener Kit (1 screws/washers 100 count box)
- wedi® Corner Putty Knife
- wedi® Subliner Dry Mixing Valve Seal
- wedi® Subliner Dry Pipe Seal

i Retail Price column reflects suggested per piece/unit retail pricing in USD.


wedi® Building Panel Kits

wedi® Flooring Panel Kit

	Item Name	Kit Contents	Unit	Item #	Description	Retail Price
	wedi® Flooring Panel Kit	includes: (5) wedi® Building Panel 24"x48"x1/4" (1) wedi® Joint Sealant Tube (40) wedi® Tabless Washers and wood screws	1 kit	US4000002	40 sft tile underlayment kit for waterproof flooring installations	\$238.00

- i** ▪ For bathroom floors as waterproof underlayment for tile
 - Especially for use with electric floor warming systems.
 - Assembled in USA from content **made in USA** and Germany.

wedi® Tub & Shower Wall Kit

	Item Name	Kit Contents	Unit	Item #	Description	Retail Price
	wedi® Tub and Shower Wall Kit	includes: (5) wedi® Building Panel 36"x60"x1/2" (5) wedi® Joint Sealant Tubes (1) wedi® Subliner Dry Pipe Seal (1) wedi® Subliner Dry Mixing Valve Seal (1) wedi® Corner Putty Knife (1) wedi® Fastener Kit	1 kit	US4000001	For 3x5 ft tub to tiled shower conversions	\$593.00

- i** ▪ For waterproof tub surrounds or shower wall surrounds.
 - **Made in USA.**

Are you ready to build a custom tiled shower?

We can help make this process a great experience. Visit www.wedincorp.com for assistance building your design, contacting local technical sales support managers, or viewing installation manuals and videos! You'll find the below information on our website homepage.

✓ Start with your **Design**.



Important questions:


- What is the right shower size?
- Do you like a shower with a curb, or a floor even curbless shower?
- Do you prefer a point drain or linear drain design look?
- How about adding a seat, bench or a soap niche?
- What is the perfect size tile to install?

✓ Next, put together a **list of products or decide on a Kit** you need.




For an all-in-one kit including everything you need to install a fully waterproof shower, choose from one of our complete shower kits.

You can also check out our [wedi in 5 steps](#) process to help you put the list together or decide on a kit. Choosing which shower base you'll need is the first step. Scroll down to learn more.




Step 1: Shower Bases

wedi Shower Bases are needed for the shower floor. wedi Waterproof Shower Systems offer reliable, cost-efficient solutions for constructing 100% waterproof and mold-proof showers, and are easy to install.



Step 2: Building Panels

wedi Building Panels are needed for the shower walls. They are the ultimate versatile wet room tile backer board, and often used within the range of wedi shower systems and walls, floors, countertops, and many more applications.




Step 3: Prefabricated Modules

wedi Prefabricated Modules open up a whole new world of design possibilities for showers, wet areas, and baths. These are optional pieces that offer functional value to showers.



Step 4: Installation Accessories

wedi Installation Accessories & Tools are needed to put the assembly together. We offer additional products needed for the installation, and guarantee maximum safety and easy handling.



Step 5: Premium Finishing Options

wedi offers a variety of premium finishing upgrades to put the perfect final touches on your bathroom design. Choose a premium drain cover or niche shelf finish to match the other fixtures in your bathroom.

✓ Are you ready to **purchase** a wedi Product System?



Scan the QR code to visit wedi's Locator tool, to find retailer locations near you!



1160 Pierson Dr
Batavia, IL
60510

- 847-375-9815
- info@wedicorp.com
- www.wedicorp.com
- www.instagram.com/wedicorp
- www.youtube.com/wedicorp
- www.facebook.com/wedicorp


wedi is a proud member of:



wedi-quality and performance certified by:



Distributed by:



MALINE TILE
ELEVATE YOUR SHOWROOM

Maline Massachusetts

Phone: 781.792.1780

Email: SalesMA@maline.com

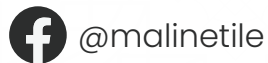
20 Reservoir Park Drive, Rockland, MA 02370

Maline New Jersey

Phone: 973.835.0244

Email: SalesNJ@maline.com

2 Doig Road, Wayne, NJ 07470



For more questions & information email info@maline.com

malinetile.com

